

# Automatan

BY INSPIRE AUTOMATION



## AUTOFEED™ ROBOTIC PRE-FEEDER

The Automatan AutoFeed™ Robotic Palletizer automates the pre-feeding operation in much less space than other pre-feeder options. The AutoFeed is much more versatile than conventional pre-feeders. Automating difficult plant layouts is possible with the flexible layout options. Operator side, drive side and custom layouts are available. It can load material into the board feeder, dispose of defective sheets, feed into multiple machines, and more. The robot reduces manual labor and eliminates the potential for operator injuries from board feeding. The system can be set up in seconds. There are many FFG and RDC host machine configurations available.

### Features and Benefits

- OPERATOR SAFETY – The AF reduces manual labor and eliminates the potential for operator injuries from board feeding.
- FAST SETUPS - System sets up in seconds.
- APPLICATION FLEXIBILITY - With 6-Axes of motion, the AutoFeed can flip product while feeding. Note: 7-Axes of motion is optional.
- SMALL FOOTPRINTS – The AF saves more than 50% floor space compared to conventional pre-feeders.



PICK



LIFT



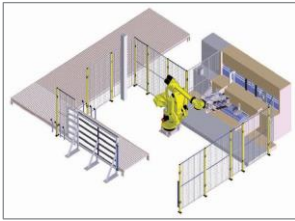
TRANSFER/FLIP



PLACE

# AUTOFEED™ ROBOTIC PRE-FEEDER

## SPECIFICATIONS



### FLEXO FOLDER GLUER

#### Minimum Format:

10" x 24" (250mm x 600mm)

#### Maximum Format:

60" x 130" (1525mm x 3300mm)



### MINI FFG

#### Minimum Format:

8" x 24" (200mm x 600mm)

#### Maximum Format:

25" x 74" (635mm x 1880mm)



### FLATBED DIECUTTER

#### Minimum Format:

10" x 24" (254mm x 609mm)

#### Maximum Format:

66" x 113" (1676mm x 2870mm)



### ROTARY DIECUTTER

#### Minimum Format:

12" x 24" (300mm x 600mm)

#### Maximum Format:

66" x 130" (1675mm x 3300mm)

## FEATURES

### KEY COMPONENTS

#### ROBOT

Responsible for transferring the material from the inbound conveyor system to the board feeder (or other systems) utilizing the end of arm tooling.

#### END OF ARM TOOLING

Responsible for segregating and securing a predetermined stack of material. The end of arm tool consists of a mechanical structure, gripper(s), pneumatics for controlling the gripper, and/or peripheral devices, cable management and related engineering.

#### SAFETY SYSTEM

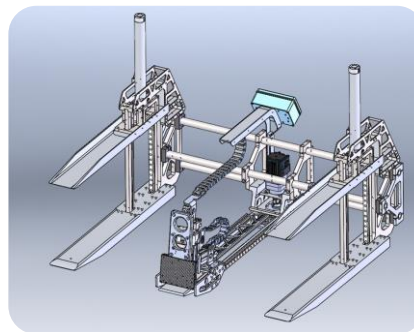
The system utilizes steel frame construction with wire mesh panels, interlocked access doors, remote e-stop located at the cell entrance, light curtains, operator awareness signs, system light tower and a complete safety assessment, ensuring that the manufacturing system meets with the current RIA safety standards.

#### ROBOT PROGRAMMING

Consists of teaching positional points, integration of the I/O status of the independent elements, error handling, and operator requests along with teach pendant operator interface information.

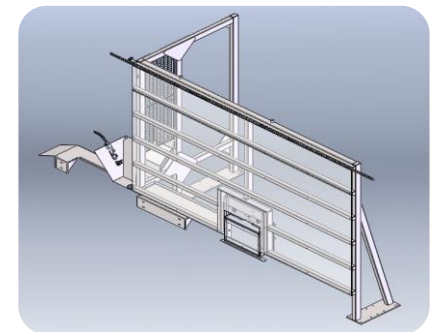
#### SYSTEM CONTROLS

Consists of an automation system main control panel, operator interface and other total system control elements.



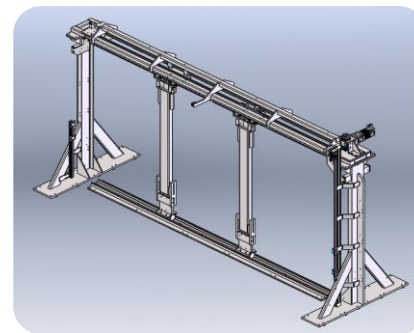
#### END of ARM TOOL (EOAT)

- Up to 18 in. Pick
- Minimum pick of 1.5-2 in.
- Servo-driven Separator



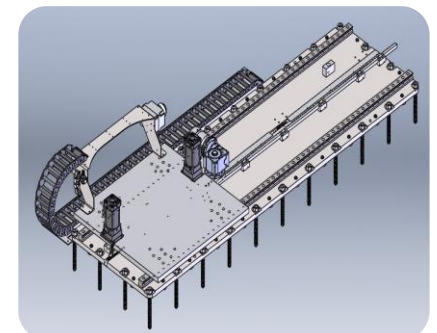
#### FIXED BACKSTOP (FBS)

- 180 and 90 Deg Pick options
- Tailored to max product
- Dunnage gate for eject



#### AUTOMATED BACKSTOP (ABS)

- 180 ° and 90 ° Pick options
- Automatically adjustment
- Can operate manually



#### ROBOT TRANSFER UNIT (RTU)

- Enables system parking
- Provides both work zone and park zone

Kawasaki (Standard) and Fanuc (Optional)