




VISUAL ABSOLUTE POSITIONING SYSTEM

Systec's Visual Absolute Positioning System (VAPS) is custom engineered to enhance strapper operation capabilities, simplify the operator's interface, and increase production through-put. VAPS is a "teachable" control system that allows operators to input an unlimited number of custom strapping patterns based on a specific order requirement. Once the information is entered into the VAPS' database, it can be recalled later for same customer order processing. There is no need to re-enter the data with partial order processing, or new orders for repeat customers. Customizable strapping can be set for up to 21 primary and 12 cross strap options.

Automatic strap patterns can range from 0 x 0 to 4 x 3. VAPS controls are on-screen pushbuttons and data information screens, with manual backup controls. Systec's VAPS interfaces with the strapper and conveyor system to assure exact load positioning for precise strap placement on the load to within 1/2". Even irregular shaped loads, such as die-cut stacks can be positioned to apply precision strapping with minimal load damage. VAPS also maximizes the utilization of multiple heads to simultaneously strap the load. The redundant head controls permit strapper heads to be turned off while maintaining automatic operations.



OVERALL CONSTRUCTION

Systec's VAPS interfaces and controls all functions for automation of strap placement on loads. It is very simple to use and requires no computer experience to operate.



OPERATOR INTERFACE

Systec's VAPS provides operator teaching capability with the on-screen support for custom strap patterns. VAPS also features touchscreen technology for simple operation.



CONTROL ADVANTAGES

Systec's VAPS provides text and graphical reports of production data in a variety of formats. VAPS software package provides for remote location access of data via barcode or QR code.

VISUAL ABSOLUTE POSITIONING SYSTEM

SPECIFICATIONS

Cabinet Dimension 36"W x 23"D x 50"H
 30 degree Sloped Face Plate
 Writing Desk (36"W x 10"D x 1 1/2"H)

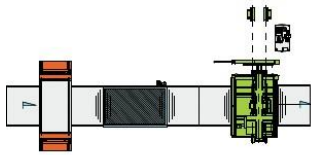
CONSTRUCTION

Cabinet 14 Gauge Steel, Continuous Welded
 3-Point Key Locking Handle On Front Main Door
 ANSI 61 Gray Polyester Powder Inside and Out
 Sub-Panel Are Painted White Polyester Powder

CONTROL OPTIONS

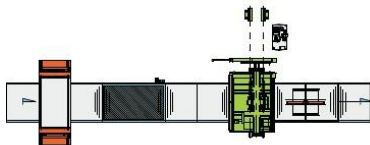
Automatic Pushbutton Controls With Programmable Custom Strap Pattern Placement
 Optional Bar Code Scanner - Option to Automatic System Controls

ONE-STAGE SYSTEM - INTERNAL TURNTABLE (no pallet void feed attachments)



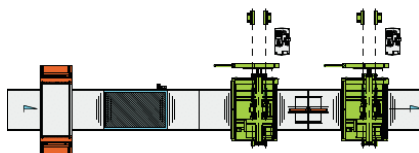
	LOADS PER HOUR			
	1 HEAD IN USE	2 HEADS IN USE	3-HEADS IN USE	4-HEADS IN USE
2 X 0	135	218	NA	NA
2 X 1	80	104	NA	NA
2 X 2	66	104	NA	NA
3 X 0	98	135	218	NA
3 X 2	55	80	104	NA
4 X 0	77	135	135	218
4 X 2	48	80	80	104

ONE-STAGE SYSTEM - EXTERNAL TURNTABLE (no pallet void feed attachments)



	LOADS PER HOUR			
	1 HEAD IN USE	2 HEADS IN USE	3-HEADS IN USE	4-HEADS IN USE
2 X 0	135	218	NA	NA
2 X 1	59	70	NA	NA
2 X 2	50	70	NA	NA
3 X 0	98	135	218	NA
3 X 2	44	59	70	NA
4 X 0	77	135	135	218
4 X 2	39	59	59	70

TWO-STAGE SYSTEM - TURNTABLE BETWEEN UNITS (no pallet void feed attachments)



	LOADS PER HOUR			
	1 HEAD IN USE	2 HEADS IN USE	3-HEADS IN USE	4-HEADS IN USE
2 X 0	228	271	271	271
2 X 1	135	171*	171*	171*
2 X 2	135	171*	171*	171*
3 X 0	197	228	271	271
3 X 2	98	135	171*	171*
4 X 0	173	228	228	271
4 X 2	77	135	135	171*

* Limited by turntable cycle time

- Through-put calculations based on load size of 48" w x 48" l x 48" h
- Through-put based on a strap cycle rate of 10 seconds - platen down, touch compression, strap placement, platen up.
- Cycle times may vary based on strapper equipment supplier
- Cycle time calculations are based on a load entering the strapper, strap placement, and load exiting.

Note: No time has been added should load movement be required for internal load rotation or other required steps.